

ATS-525 THERMOSTREAM®

DATASHEET AND SPECIFICATIONS

-60° to +225°C



Advanced Temperature Source for fast and precise thermal conditioning of components, parts, hybrids, modules, subassemblies, and printed circuit boards. Capable of ultra-low temperatures **without** the use of Liquid Nitrogen (LN₂) or Liquid Carbon Dioxide (LCO₂).

PERFORMANCE:

Temperature Range*

-60 to +225°C (50/60Hz)

No LN₂ or LCO₂ Required

Transition Rate*

-40 to +125°C, <12 seconds

+125 to -40°C, <40 seconds

System Airflow Output*

5scfm (2.4 l/s) Fixed Flow Rate

*Under nominal operating conditions.

TEMPERATURE CONTROL:

Temperature Display & Resolution

+/- 0.1°C

Temperature Accuracy

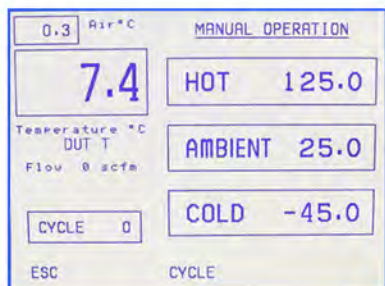
1.0°C (when calibrated against NIST standard)

DUT Temperature Control

proprietary control algorithm enables DUT temperature to be directly controlled

DUT Sensor Ports

thermocouples: type T & K



OPERATOR SCREEN

FEATURES:

► Frost Free Feature

dry air purge for tester interface, prevents condensation: 0.5 to 3scfm (0.25 to 1.5 l/s)

► ECO Friendly Feature

Heat Only Mode

reduces power usage when cold temperatures are not used

► Fully Adjustable Thermal Head

► Local & Remote Operations

► LabView™ drivers

► IEEE-488, RS232 ports

► customizable and savable test setups

► Program & Datalog Storage

► User Defined Temperature Limits

APPLICATION OPTIONS:

► Thermal Cap

5.5 inch ID Glass Thermal Cap to enclose your test subject

► High Performance Air Dryer

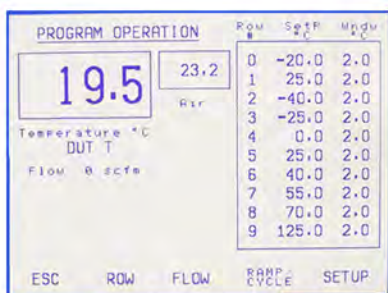
(optional) a 20scfm air dryer for drying supply air to <-70°C dewpoint, refer to air dryer data sheet (SL10690) for technical specifications

► System Cart

(optional) a castered, heavy-duty, steel cart for portability and easy mounting of thermal head and operator control module

► Benchmount

(optional) conveniently clamps the thermal head to a benchtop or workstation



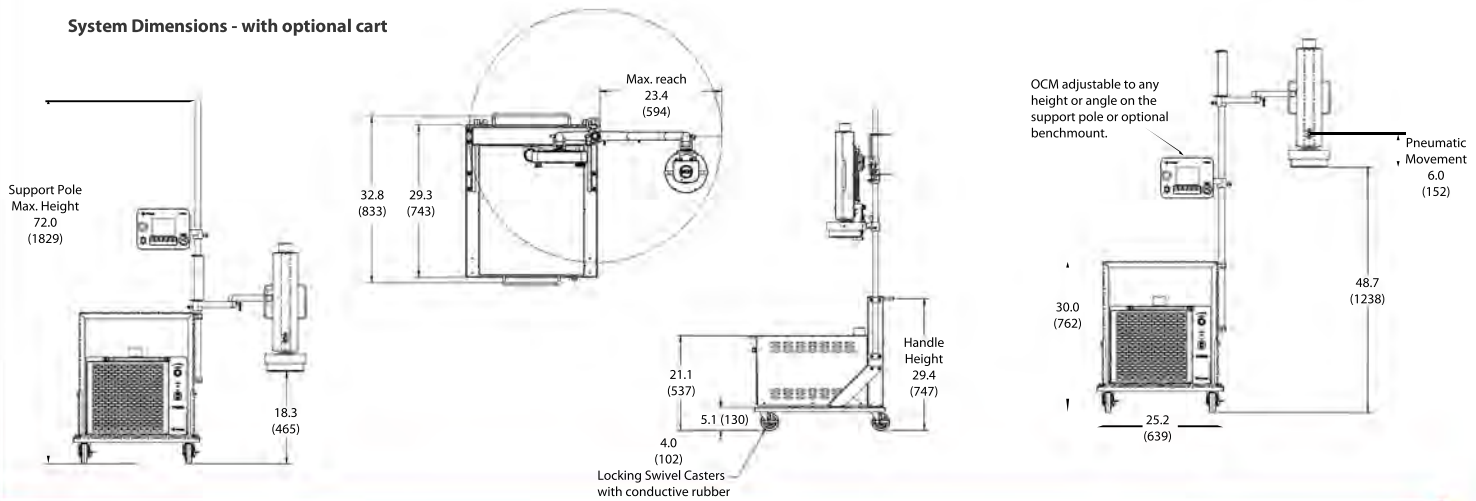
PROGRAM SCREEN



Specifications

ATS-525 THERMOSTREAM® Advanced Temperature Source

System Dimensions - with optional cart



Weights and Dimensions

Dimensions

Controller: 26.7cm (10.5 inches) wide X 20.7cm (8.13 inches) high X 9.8cm (3.8 inches) deep

Chiller: 51.3cm (20.2 inches) wide X 41.4cm (16.3 inches) high X 74.9cm (29.5 inches) deep

Weight

System: 112.0kg (247lbs.)

Chiller: 74.5kg (157lbs)

Chiller with Cart: 100.8kg (215lbs)

Noise Level

<60dBA

Service and Safety

Refrigerants

HCFC and CFC-free, non-toxic, non-flammable

Serviceability

Auto-diagnostics and field replaceable modules

Over Temperature Protection

+230°C (factory set): Operator can set high and low air temperature limits

Facility Requirements

Power²

115 ±10% VAC, 60Hz, 20amp (15amp available)
100 ±10% VAC, 50Hz, 20amp (15amp available)
200 ±10% VAC, 50Hz, 16amp
220 ±10% VAC, 60Hz, 16amp
230 ±10% VAC, 50Hz, 16amp

Compressed Air³

Clean, Dry Air (CDA)

Filtered to 5 micron particulate contamination.
Oil Content: <0.1 ppm, by weight, filtered to 0.01 micron oil contaminant.
Dewpoint: <-70°C @ 6.2 BAR (90PSI)

Air Supply Pressure

5.5 to 7.6 BAR (90 to 110 PSIG)

Total Air Flow Rate Required

5.7 l/s (12 scfm)
2.8 l/s (6scfm) minimum

Air Supply Temperature

+20° to +25°C; +22°C nominal

Operating Environment³

Operating Temperature

+20° to +28°C; +23°C nominal

Humidity

0 to 60%; 45% nominal

² System is configured for operation within voltages listed above. Please specify power configuration with order.

³ Under operating conditions which are greater or less than nominal, performance may be less than specification provided.



inTEST Thermal Solutions
41 Hampden Road
Mansfield, MA 02048
TEL: 1.781.688.2300
www.inTESTthermal.com
www.hakuto-vacuum.com.tw

ISO 9001 Certified

